



# TC8000 Series

## Accessories Guide

# CONTENTS

## I. TC8000 Series Configuration Guide

## II. TC8000 Series Accessories



# TC8000

## Configuration Guide





# TC8000 Configuration Matrix

CONFIGURATION OPTIONS:	TC80xx	OPTION	DESCRIPTION
<b>Wireless Option</b>	TC80N-XXXXXXXXXX	N	WLAN 802.11 a/b/g/n and Bluetooth Low Energy 4.0
<b>RFID</b>	TC80X0-XXXXXXXXXX	0	None
	TC80XH-XXXXXXXXXX	H	HF RFID Radio with NFC
<b>Scan Engine</b>	TC80XX-A-XXXXXXXXXX	A	SE965 1D Laser
	TC80XX-1-XXXXXXXXXX	1	SE4750SR 2D Imager
	TC80XX-2-XXXXXXXXXX	2	SE4750MR 2D Imager
	TC80XX-3-XXXXXXXXXX	3	SE4850 2D ERI Imager (Bookable now, ships Dec, 2016)
<b>Camera</b>	TC80XX-X0-XXXXXXXXXX	0	None
	TC80XX-X1-XXXXXXXXXX	1	8MP Color Camera
<b>Display</b>	TC80XX-XX0-XXXXXXXXXX	0	Color 4" Diagonal VGA
<b>Memory</b>	TC80XX-XXX0-XXXXXX	0	1 GB RAM / 4 GB Flash
	TC80XX-XXX1-XXXXXX	1	1 GB RAM / 8 GB Flash
	TC80XX-XXX2-XXXXXX	2	2 GB RAM / 16 GB Flash (Available Dec, 2016)
<b>Operating System</b>	TC80XX-XXXXK-XXXXXX	K	Android
<b>Sensors</b>	TC80XX-XXXXX0-XXXX	0	None
	TC80XX-XXXXX1-XXXX	1	Accelerometer Only
	TC80XX-XXXXX2-XXXX	2	Proximity and Accelerometer
	TC80XX-XXXXX3-XXXX	3	Accelerometer, Gyro, Digital Compass
	TC80XX-XXXXX4-XXXX	4	Proximity, Accelerometer, Gyro, Digital Compass
<b>Audio</b>	TC80XX-XXXXXX1-XXX	1	One Display Side Microphone
	TC80XX-XXXXXX2-XXX	2	
<b>Additional Features</b>	TC80XX-XXXXXXX0-XX	0	None
	TC80XX-XXXXXXXC-XX	C	Condensation Resistant
	TC80XX-XXXXXXXE-XX	E	Expansion Connector Behind Rear Bezel
<b>Custom</b>	TC80XX-XXXXXXXE-IN	IN	International
	TC80XX-XXXXXXXE-NA	NA	North America



## TC8000 Configurations Available




SKU Category	Features
<b>Base</b>	<b>Sensors</b> Accelerometer only
<b>Condensation Resistant</b>	<b>Includes everything in a base unit as well as:</b>  <b>Added sensors</b> Digital compass Gyroscope  <b>Added features</b> Condensation resistant desiccant pack
<b>Premium</b>	<b>Includes everything in a base unit as well as:</b>  <b>Added sensors</b> Proximity sensor (2D imager configurations only) Digital compass Gyroscope  <b>Added features</b> 8MP camera HF RFID Radio with NFC  <b>Increased memory</b> 1 GB RAM / 8 GB Flash or 2 GB RAM / 16 GB Flash (Factory Order, available Dec, 2016)
<b>Expansion</b>	<b>Includes everything in a premium unit as well as:</b>  <b>Added features</b> Expansion connector for 3 <sup>rd</sup> party hardware modules

## TC8000 Data Capture Methods

### Scan Engines

<b>TC8000-A</b>	SE965 1D Standard Range Laser
<b>TC8000-1</b>	SE4750 2D Standard Range Imager
<b>TC8000-2</b>	SE4750 2D Medium Range Imager
<b>TC8000-3</b>	SE4850 2D Extended Range Imager (Bookable now, available Dec, 2016)



**TC8000-A**  
1D Standard Range Laser



**TC8000-1**  
Standard Range Imager



**TC8000-2**  
Medium Range Imager



# TC8000

## Accessories Guide



## Cradle options



### Single Slot Cradle w/Spare Battery Charger:

**CRD-TC8X-2SUCHG-01:** Single slot USB Cradle, w/spare battery charging, charges one device and one spare battery.

Allows USB communication to the device with an additional micro-USB cable.

**Requires:** Power Supply **PWR-BGA12V50W0WW**, DC Line Cord **CBL-DC-388A1-01** and Country Specific 3 wire AC Line Cord.

## Additional accessories for single slot cradle



**25-124330-01R**

Micro-USB to USB Cable for  
single slot cradle



**PWR-BGA12V50W0WW**

Level VI AC/DC Power Supply (Brick,  
replacement for PWRS-14000-148R)

**AC Input:** 100-240V, 2.4A

**DC Output:** 12V, 4.16A, 50W

**Requires:** DC line cord and Country specific grounded AC line cord.



**CBL-DC-388A1-01**

DC Line Cord for running the single slot cradles or battery chargers from a single Level VI power supply PWR-BGA12V50W0WW, Level VI replacement for PWRS-14000-148R.



**23844-00-00R**

US AC line cord, 7.5 feet long, grounded, three wire for power supplies.

**Note:** additional cradle configurations are available via a custom product request. In addition, spare cradle cups are available as service spare parts.



# Step 1:

## Choose a charging method

### Mount options for single slot cradle



**CRD-TC8X-2SUCHG-01:** Single slot USB Cradle, w/spare battery charger, allows charging one device and one spare battery. Allows USB communication to the device with an additional micro-USB cable.

## Desktop bracket for single slot cradle



### BRKT-SCRD-SSDK-01

TC8000 Desk Mounting Bracket for ShareCradle. Allows to install the Single Slot Cradle w/Spare Battery Charger on a flat surface. (i.e. desktop). **Includes:** Two-slot cradle desk plate for bracket (BRKT-SCRD-SSPL-01) and stands for desk plate (BRKT-SCRD-DKST-01). **Requires:** Single slot ShareCradle w/spare battery charger.

# Step 1:

## Choose a charging method

### Cradle options



### Multi-Slot Cradle options:

**CRD-TC8X-5SCHG-01:** 5Slot Charge Only Cradle, charges up to five devices.

**CRD-TC8X-5SETH-01:** 5Slot Ethernet Cradle, charges up to five devices and provides Ethernet communication.

**CRD-TC8X-5SC4BC-01:** 4Slot Charge Only Cradle with 4Slot Spare Battery Charger, charges up to 4 devices and up to 4 spare batteries on the same cradle.

**CRD-TC8X-5SE4BC-01:** 4Slot Ethernet Cradle with 4Slot Spare Battery Charger, charges up to 4 devices and up to 4 spare batteries on the same cradle and provides Ethernet communication.

**All Cradles Require:** Power Supply **PWR-BGA12V108W0WW**, DC Cord **CBL-DC-381A1-01** and Country Specific 3 wire AC Line Cord.

### Additional accessories for multi-slot cradles



#### **PWR-BGA12V108W0WW**

Level VI AC/DC Power Supply (Brick, Replacement for PWRS-14000-241R)

**AC Input:** 100-240V, 2.8A

**DC Output:** 12V, 9A, 108W

**Requires:** DC line cord and Country specific grounded AC line cord.



#### **CBL-DC-381A1-01**

DC Line Cord for running multi-slot cradles from a single Level VI power supply PWR-BGA12V108W0WW, Level VI replacement for PWRS-14000-241R



#### **23844-00-00R**

US AC line cord, 7.5 feet long, grounded, three wire for power supplies.

**Note:** Additional cradle configurations are available via a custom product request. In addition, spare cradle cups are available as service spare parts.

# Step 1:

## Choose a charging method

### Mount options for multi-slot cradle



**CRD-TC8X-5SCHG-01:** 5Slot Charge Only Cradle, charges up to five devices.

**CRD-TC8X-5SETH-01:** 5Slot Ethernet Cradle, charges up to five devices and provides Ethernet communication.

**CRD-TC8X-5SC4BC-01:** 4Slot Charge Only Cradle with 4Slot Spare Battery Charger, charges up to 4 devices and up to 4 spare batteries on the same cradle.

**CRD-TC8X-5SE4BC-01:** 4Slot Ethernet Cradle with 4Slot Spare Battery Charger, charges up to 4 devices and up to 4 spare batteries on the same cradle and provides Ethernet communication.

### Desktop bracket for multi-slot cradle



#### **BRKT-SCRD-MSDK-01**

TC8000 Desk Mounting Bracket for ShareCradle. Allows to install any Multi-Slot cradle on a flat surface. (i.e. desktop).

**Includes:** Multi-Slot cradle desk plate for bracket (BRKT-SCRD-MSPL-01) and stands for desk plate (BRKT-SCRD-DKST-01).

**Requires:** Multi-Slot ShareCradle.

# Step 1:


## Choose a charging method

### Mount options for multi-slot cradle



**MAXIMUM DENSITY  
RACK MOUNTED SOLUTION:**  
The Rack/Wall Mount Bracket have been optimized to work on a standard 19-inch rack, maximized density. The brackets can also be configured in different angles for maximum flexibility.

SPACE RACK  
BRACKETS  
3.5" APART  
(minimum)



## Rack/Wall bracket for multi-slot cradle



### BRKT-SCRD-SMRK-01

Rack/Wall mounting bracket, allows to install any Single Slot or Multi-Slot cradle on a wall or a 19" IT rack. The bracket also allows to install up to four 4Slot Spare Battery Chargers together on a wall or standard 19" IT rack.

## Compatible with all multi-slot cradle options:

**CRD-TC8X-5SCHG-01:** 5Slot Charge Only Cradle, charges up to five devices.

**CRD-TC8X-5SETH-01:** 5Slot Ethernet Cradle, charges up to five devices and provides Ethernet communication.

**CRD-TC8X-5SC4BC-01:** 4Slot Charge Only Cradle with 4Slot Spare Battery Charger, charges up to 4 devices and up to 4 spare batteries on the same cradle.

**CRD-TC8X-5SE4BC-01:** 4Slot Ethernet Cradle with 4Slot Spare Battery Charger, charges up to 4 devices and up to 4 spare batteries on the same cradle and provides Ethernet communication.



# Step 2:

## Choose battery / battery charging accessories

### Spare Battery options

#### 6700 mAh Battery



##### **BTRY-TC8X-67MA1-01**

PowerPrecision+ Spare Lithium Ion battery, 6700 mAh. Advanced new battery technology, provides a higher level of intelligence (State of Charge and State of Health) to deliver maximum performance.

#### Spare Battery Charging Options:



##### **SAC-TC8X-4SCHG-01**

4-slot battery charger, charges four spare batteries.

**Requires:** Power Supply **PWR-BGA12V50W0WW**, DC Line Cord **CBL-DC-388A1-01** and Country Specific 3 wire AC Line Cord.

#### Accessories for 4-slot battery charger:



##### **PWR-BGA12V50W0WW**

Level VI AC/DC Power Supply (Brick, Replacement for PWRS-14000-148R)

**AC Input:** 100-240V, 2.4A

**DC Output:** 12V, 4.16A, 50W

**Requires:** DC line cord and Country specific grounded AC line cord.



##### **CBL-DC-388A1-01**

DC Line Cord for running the single slot cradles or battery chargers from a single Level VI power supply PWR-BGA12V50W0WW, Level VI replacement for PWRS-14000-148R.



##### **CBL-DC-523A1-01**

DC "Y" Line Cord for running two SAC-TC8X-4SCHG-01 battery chargers with a single Level VI power supply PWR-BGA12V108W0WW, Level VI replacement for PWRS-14000-241R.



##### **PWR-BGA12V108W0WW**

Level VI AC/DC Power Supply (Brick, Replacement for PWRS-14000-241R)

**AC Input:** 100-240V, 2.8A

**DC Output:** 12V, 9A, 108W

**Requires:** DC line cord and Country specific grounded AC line cord.



##### **23844-00-00R**

US AC line cord, 7.5 feet long, grounded, three wire for power supplies.

## Step 2: Choose battery / battery charging accessories

### Mount options for battery charger



**RACK/WALL MOUNT BATTERY SOLUTION:**  
The Rack/Wall Mount Bracket can be used to mount **FOUR 4-slot battery chargers** for a combined charging of 16 batteries on a single bracket.

### Rack/Wall bracket for battery chargers



#### **BRKT-SCRD-SMRK-01**

Rack/Wall mounting bracket, allows to install any Single Slot or Multi-Slot cradle on a wall or a 19" IT rack. The bracket also allows to install up to four 4Slot Spare Battery Chargers together on a wall or standard 19" IT rack.



# Step 3:

## Choose cables/adapters

### Cable / Adapter options

#### USB/Charging Cable



**CBL-TC8X-USBCHG-01**

Provides USB communication to the device.

**Requires:** Power supply **PWR-BUA5V16W0WW**, DC Line Cord **CBL-DC-383A1-01** and un-grounded country specific AC line cord.

#### Audio Cables



**CBL-TC8X-AUDQD-01**

Audio adapter cable, compatible with quick-disconnect wired headsets, for voice-directed picking and PTT applications.

**Requires:** QD headset.



**CBL-TC8X-AUDBJ-01**

Audio adapter cable, compatible with 3.5mm wired headsets, recommended for PTT applications only.

**Requires:** 3.5mm headset.



**PWR-BUA5V16W0WW**

Level VI AC/DC Power Supply (Brick, Replacement for PWRS-14000-249R)

**AC Input:** 100-240V, 0.6A

**DC Output:** 5.4V, 3A, 16W

**Requires:** DC line cord and Country specific un-grounded AC line cord.



**CBL-DC-383A1-01**

DC Line Cord for running single slot cradles or charging cables from a single Level VI power supply PWR-BUA5V16W0WW, Level VI replacement for PWRS-14000-249R



**50-16000-182R**

US AC line cord, un-grounded, two-wire.



**RCH51**

Rugged wired headset with quick-disconnect



**HSDT-35MM-PTVP-01**

Over the ear headset with/MIC and PTT-3.5mm

## Step 4: Choose carrying accessories

### Carrying options

#### Quick-draw Holster



##### **SG-TC8X-QDHLST-01**

Soft material holster, side loop accommodates a full sized stylus (SG-TC7X-STYLUS-03).

**Requires:** Universal belt.



##### **Belt for holster 11-08062-02R**

Universal belt for fabric holster.

#### Presentation Holster



##### **SG-TC8X-PMHLST-01**

Soft material holster, side loop accommodates a full sized stylus (SG-TC7X-STYLUS-03). Allows to use the device with a wired headset and enables to use the device on free-hands scanning mode.

**Requires:** Universal shoulder strap or universal belt.



##### **Shoulder strap WA6010**

Universal shoulder strap for fabric holster.

OR



##### **Belt for holster 11-08062-02R**

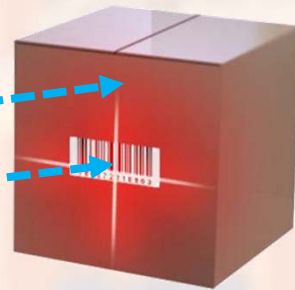
Universal belt for fabric holster.



## Step 4: Choose carrying accessories

### Free-hands scanning mode

#### SG-TC8X-PMHLST-01: Presentation Holster



The TC8000 senses that a box has been waved in front of it, using its proximity sensor, and activates the scan engine to decode the barcode.

The holster signals the TC8000 to activate the proximity sensor for hands free presentation scanning.

#### HANDS-FREE PRESENTATION SCANNING FROM THE HIP

Users can place a TC8000 in a holster for hands free scanning. **Simply pass box in front of the TC8000 and it will decode the barcode automatically.**





# Step 5:

## Choose additional mounting options

### TC8000 Mounting accessories for proximity scanning

#### Desktop Stand



#### **MNT-TC8X-DKPH-01**


Un-powered desktop presentation stand. Allows to use the device on a flat surface (i.e. desktop) and allows to use the device on hands-free scanning mode.



The stand signals the TC8000 to activate the proximity sensor for hands-free presentation scanning.

#### **HANDS-FREE SCANNING**

Simply present an item in front of the TC8000 and it will decode the barcode automatically.



# Step 5:

## Choose additional mounting options

### TC8000 Mounting accessories for proximity scanning

#### Cart Mount



#### **MNT-TC8X-CMKT-01**

Un-powered cart mount. Allows installing the TC8000 on carts with up to 2" diameter rail/bar and allows using the device on hands-free scanning mode.

**Includes:** TC8000 Cart Holder (MNT-TC8X-CTPH-01), RAM Small Tough-Claw with 1" Diameter Ball (MNT-RAM-B400U), RAM Double Socket Arm (MNT-RAM-B201U) and RAM 2.5" Round Ball Base (MNT-RAM-B202U); required for installation.



**MNT-RAM-B202U**  
RAM 2.5" Round  
Ball Base



**MNT-RAM-B201U**  
RAM Double Socket  
Arm



**MNT-RAM-B400U**  
RAM Small Tough-Claw  
with 1" Diameter Ball



The mount signals the TC8000 to activate the proximity sensor for hands-free presentation scanning.

The TC8000 senses that a box has been placed in front of it, using its proximity sensor, and activates the scan engine.

#### **HANDS-FREE SCANNING**

Simply pass box in front of the TC8000 and it will decode the barcode automatically. With the user's hands free, they can quickly move from box to box.

# Step 5:

## Choose additional mounting options

### TC8000 Other Mounting accessories

#### Forklift Mount



**MNT-TC8X-FLCH-01**  
Forklift Holder for TC8000

#### **MNT-TC8X-FMKT6-01**

Un-powered Forklift Mount. Allows installing the TC8000 on a roll bar or square surface of a forklift and allows to use the device on landscape or portrait mode.

**Includes:** Forklift Holder (MNT-TC8X-FLCH-01), Clamp Mount (3PTY-PCLIP-215677) and 6" Pedestal Arm with 90° Offset (3PTY-PCLIP-215885).

#### **MNT-TC8X-FMKT8-01**

Un-powered Forklift Mount. Allows installing the TC8000 on a roll bar or square surface of a forklift and allows to use the device on landscape or portrait mode.

**Includes:** Forklift Holder (MNT-TC8X-FLCH-01), Clamp Mount (3PTY-PCLIP-215677) and 8" Pedestal Arm with 90° Offset (3PTY-PCLIP-215886).



**3PTY-PCLIP-215885**  
6" Pedestal Mount  
w/90° Offset



**3PTY-PCLIP-215886**  
8" Pedestal Mount  
w/90° Offset



**3PTY-PCLIP-215677**  
Forklift Clamp Mount





# Step 6:

## Choose other accessories

### Additional accessories

#### Hand Strap

##### **SG-TC8X-HDSTP-01**

Hand Strap, provides added safety against accidental drops of the device while on the move. Side loop accommodates a full sized stylus (SG-TC7X-STYLUS-03).



#### Wrist Lanyard

##### **50-12500-066**

Wrist Lanyard. Convenient lanyard-style wrist strap allows for users to keep hands free to perform tasks and handle objects.



#### Stylus

##### **SG-TC7X-STYLUS-03**

Stylus with coiled tether 3-Pk. Made of conductive carbon-filled plastic material, optimized for enterprise durability.



#### Screen Protector

##### **MISC-TC8X-SCRN-01**

Pack of 5 spare plastic guards for TC8000.

